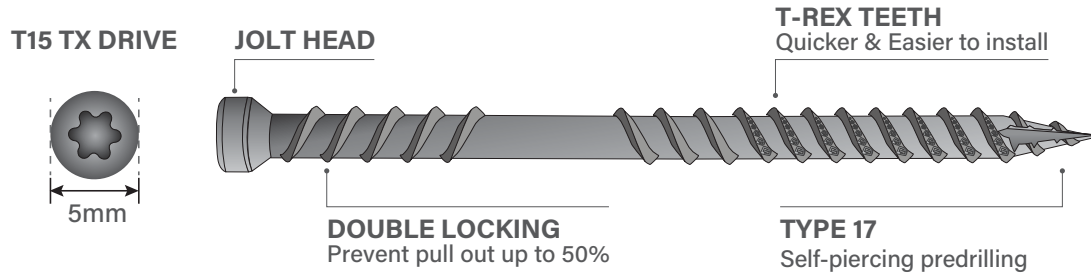


OTC Rusticated Weatherboard

T-REX17® JoltScrew



OTC Rusticated Weatherboard	ECKO Fasteners
<ul style="list-style-type: none"> OTC Rusticated Weatherboard 135 x 18mm, direct fixed OTC Rusticated Weatherboard 135 x 18mm, Cavity fixed on Structural Batten 	<p>ECKO T-REX17® JoltScrew 8g x 65mm 316 S/Steel (WDJ3168G65-500) OutDoor XGuard (WDJC48G65-500)</p>
<ul style="list-style-type: none"> OTC Rusticated Weatherboard 135 x 18mm, Cavity fixed on Non-structural Batten 	<p>ECKO T-REX17® JoltScrew 8g x 75mm 316 S/Steel (WDJ3168G75-500) OutDoor XGuard (WDJC48G75-500)</p>
<ul style="list-style-type: none"> OTC Rusticated Weatherboard 180 x 18mm, direct fixed OTC Rusticated Weatherboard 180 x 18mm, Cavity fixed on Structural Batten 	<p>ECKO T-REX17® JoltScrew 8g x 65mm 316 S/Steel (WDJ3168G65-500) OutDoor XGuard (WDJC48G65-500)</p>
<ul style="list-style-type: none"> OTC Rusticated Weatherboard 180 x 18mm, Cavity fixed on Non-structural Batten 	<p>ECKO T-REX17® JoltScrew 8g x 75mm 316 S/Steel (WDJ3168G75-500) OutDoor XGuard (WDJC48G75-500)</p>

When Rigid wall underlays are used ensure that fixing lengths comply with minimum framing penetrations.

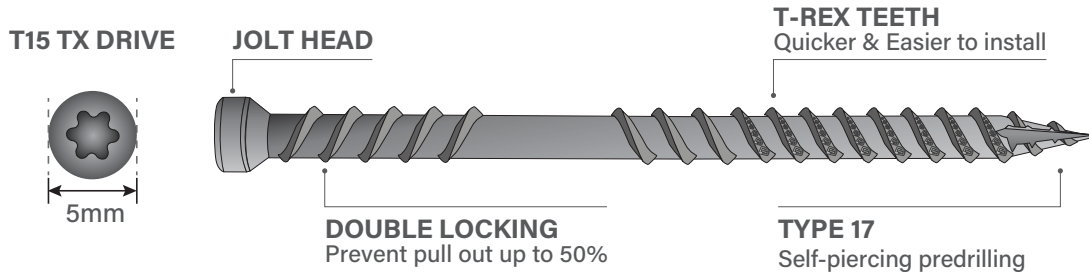
**OTC
Timber**
- Since 1932 -

Please refer to the OTC weatherboard installation instructions.
www.otctimber.co.nz



OTC Bevelback Weatherboard

T-REX17® JoltScrew



OTC Bevelback Weatherboard	ECKO Fasteners
<ul style="list-style-type: none"> OTC Bevelback Weatherboard 135 x 18mm or 142 x 18mm, direct fixed OTC Bevelback Weatherboard 135 x 18mm or 142 x 18mm, Cavity fixed on Structural Batten OTC Bevelback Weatherboard 135 x 18mm or 142 x 18mm, Cavity fixed on Non-structural Batten 	<p>ECKO T-REX17® JoltScrew 8g x 75mm 316 S/Steel (WDJ3168G75-500) OutDoor XGuard (WDJC48G75-500)</p>
<ul style="list-style-type: none"> OTC Bevelback Weatherboard 180 x 18mm or 187 x 18mm, direct fixed OTC Bevelback Weatherboard 180 x 18mm, or 187 x 18mm, Cavity fixed on Structural Batten OTC Bevelback Weatherboard 180 x 18mm, or 187 x 18mm, Cavity fixed on Non-structural Batten 	

When Rigid wall underlays are used ensure that fixing lengths comply with minimum framing penetrations.

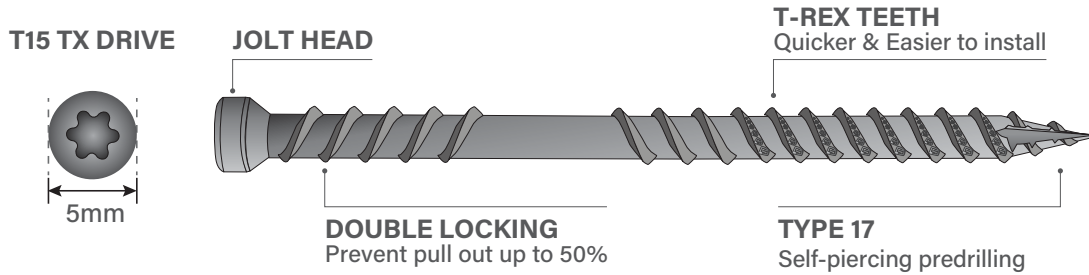
**OTC
Timber**
- Since 1932 -

Please refer to the OTC weatherboard installation instructions.
www.otctimber.co.nz



OTC Vertical Shiplap Weatherboard

T-REX17® JoltScrew



OTC Vertical Shiplap Weatherboard	ECKO Fasteners
<ul style="list-style-type: none"> OTC Vertical Shiplap Weatherboard 135 x 18mm, direct fixed OTC Vertical Shiplap Weatherboard 135 x 18mm, Cavity fixed on Drained Structural Batten 	<p>ECKO T-REX17® JoltScrew 8g x 65mm 316 S/Steel (WDJ3168G65-500) OutDoor XGuard (WDJC48G65-500)</p>
<ul style="list-style-type: none"> OTC Vertical Shiplap Weatherboard 135 x 18mm, Cavity fixed on Drained Non-structural Batten 	<p>ECKO T-REX17® JoltScrew 8g x 75mm 316 S/Steel (WDJ3168G75-500) OutDoor XGuard (WDJC48G75-500)</p>
<ul style="list-style-type: none"> OTC Vertical Shiplap Weatherboard 180 x 18mm, direct fixed OTC Vertical Shiplap Weatherboard 180 x 18mm, Cavity fixed on Drained Structural Batten 	<p>ECKO T-REX17® JoltScrew 8g x 65mm 316 S/Steel (WDJ3168G65-500) OutDoor XGuard (WDJC48G65-500)</p>
<ul style="list-style-type: none"> OTC Vertical Shiplap Weatherboard 180 x 18mm, Cavity fixed on Drained Non-structural Batten 	<p>ECKO T-REX17® JoltScrew 8g x 75mm 316 S/Steel (WDJ3168G75-500) OutDoor XGuard (WDJC48G75-500)</p>

When Rigid wall underlays are used ensure that fixing lengths comply with minimum framing penetrations.



Please refer to the OTC weatherboard installation instructions.
www.otctimber.co.nz

